




# Critical Site Safety Rules




## Job Hazard Assessments

- Identify hazards.
- Confirm hazards are controlled.
- Stop and reassess if conditions change.



## Working at Heights

- Inspect all fall protection equipment before use.
- Be trained on the equipment.




## Fit For Duty

- Be in physical, physiological, and psychological condition to perform your tasks safely.




## Personal Protective Equipment

- Properly use, maintain and store PPE.
- Minimum PPE for site is CSA approved boots and safety glasses.



## Heavy Equipment

- Perform pre-work equipment checks.
- Avoid blind spots.
- Maintain constant communication.



## Energy Isolation

- Identify all energy sources.
- Confirm zero energy.

### Consequences of Rule Breaking

All incidents are to be reported and will be investigated.  
Failure to comply with any Critical Site Safety Rule will result in the application of our Progressive Discipline Policy.